



COMPASS



Powered by roomvo



Soho 5



Soho 6




Komo 1



Vcv 03



Florida 3



Pear Effect 3



Canasta 6



Florida 1



Florida 2


















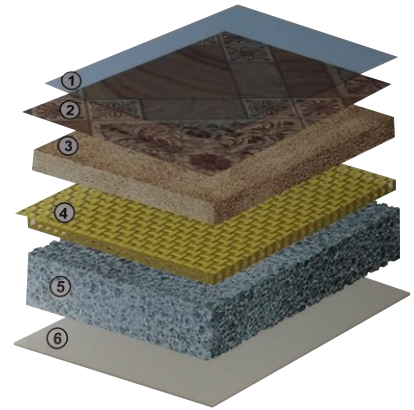
Tobago 5

COMPASS

Technical Characteristics:

PRODUCT STRUCTURE:

ISO 10874		Classification - residential	
ISO 24346		Total thickness	2.50 mm
ISO 24340		Wear layer thickness	0.15 mm
ISO 24341		Total weight	1.60 kg/m²
ISO 24341		Roll width	2.5 m / 3m / 3.5 m / 4 m
ISO 24341		Roll length	2.5m / 3m / 3.5m 4m - 30m (05-30)
ISO 24341		Residual indentation	≤0.35 mm
ISO 24341		Dimensional stability	<0.1%
ISO 24341		Castor chair	<input checked="" type="checkbox"/>
ISO 24341		Floor heating suitability	<input checked="" type="checkbox"/>
ISO 24341		Fire resistance	
ISO 24341		Light fastness	7/8
ISO 24341		Sound absorption	20 dB



1. Protective layer
2. Design
3. Top compact
4. Glass fiber
5. Foam backing
6. Back Print

FLOOR MUST BE GLUED

Across Whole Surface, Independent On Installation Area